

FrelTec

Mathildenstr. 10A
82319 Starnberg
Germany

Surface Mount Standard Rectifier TO-277

TO-277

SPECIFICATION


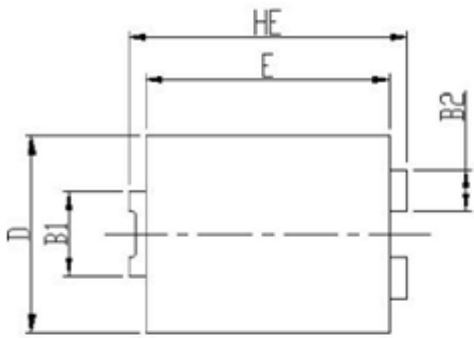
68B	SGC040_Axx	T277	L05
Type	Type	Package	Packing
68B: Surface Mount Standard Rectifier	SGC040_A	TO-277 eSGC	L05: tape in Embossed tape and reel for 5000 pc (13" REEL)

All products according to RoHS (2015/863/EU)

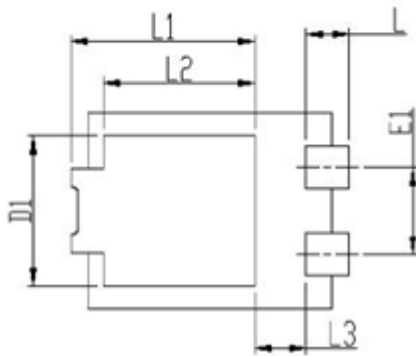
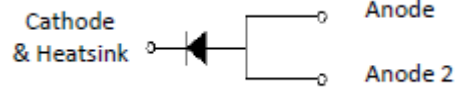


TO-277

PACKAGE OUTLINE

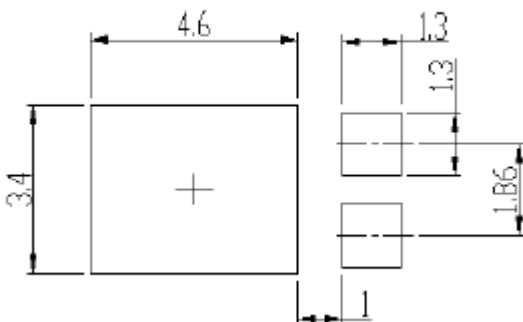


TO-277
eSGC



	Min	Max
HE	6,4	6,6
E	5,6	5,8
D	4,1	4,3
B1	1,7	1,9
B2	0,8	1
A	1,05	1,2
C	0,3	0,4
L	0,85	1,1
L1	4,2	4,4
L2	3,52 Typ.	
L3	1,1	1,4
D1	3	3,3
E1	1,86 Typ.	

Soldering footprint



TO-277

Surface Mount Standard Rectifier

Maximum Ratings & Characteristics

TA = 25°C unless otherwise noted

Parameter	Symbol	SGC0401 A	SGC0402 A	SGC0403 A	SGC0404 A	SGC0405 A	SGC0406 A	SGC0407 A	Unit
Maximum repetitive peak reverse	VRRM	50	100	200	400	600	800	1000	V
Maximum RMS voltage	VRMS	35	70	140	280	420	560	700	V
Maximum DC blocking voltage	VDC	50	100	200	400	600	800	1000	V
Maximum average forward rectified current	IF(AV) ¹⁾	4,0							A
Peak forward surge current 8.3 ms single half sine-wave superimposed on rated load	IFSM	125							A
Operating junction and storage temperature range	TJ, TSTG	-55 to +150							°C

Electrical Characteristics

TA = 25°C unless otherwise noted

Parameter	Test conditions	Symbol	SGC0401 A	SGC0402 A	SGC0403 A	SGC0404 A	SGC0405 A	SGC0406 A	SGC0407 A	Unit
Maximum repetitive peak reverse	IF=4A ,TA=25°C	VF	1,1							V
Maximum DC reverse current at rated DC blocking voltage	TA=25°C	IR	10							uA
	TA=125°C		250							
Typical reverse recovery time	IF=0.5A,IR=1.0A,	trr	3							uS
	Irr=0.25A									
Typical junction capacitance	4.0 V, 1 MHz	CJ	25							pF
Typical thermal resistance ¹⁾	junction to mount	R _{θJM}	5							°C /W
	junction to ambient	R _{θJA}	35							

Note:1), The thermal resistance from junction to ambient, case or mount, mounted on P.C.B with 30x30mm copper pads.

TO-277 Ratings and Characteristics Curves

Surface Mount Standard Rectifier

TA = 25°C unless otherwise noted

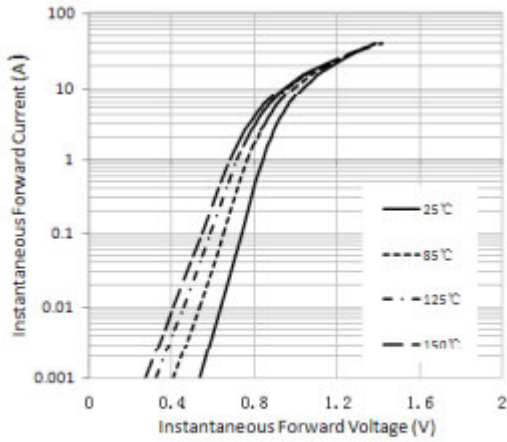


Figure 1. Typical Instantaneous Forward Characteristics

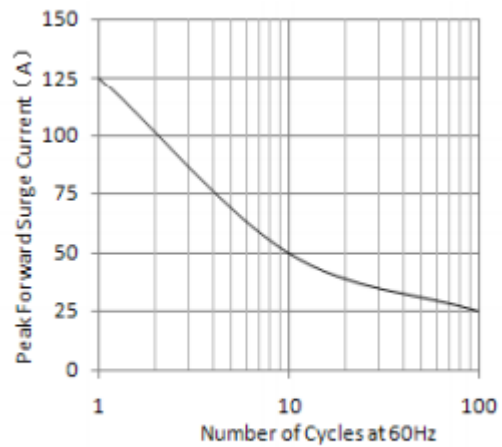


Figure 2. Maximum Non-Repetitive Peak Forward Surge Current

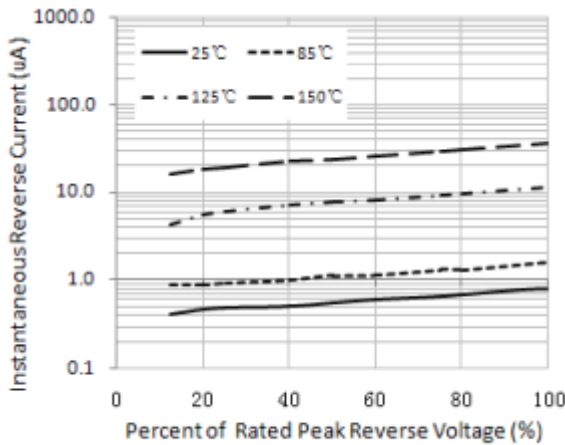


Figure 3. Typical Reverse Characteristics

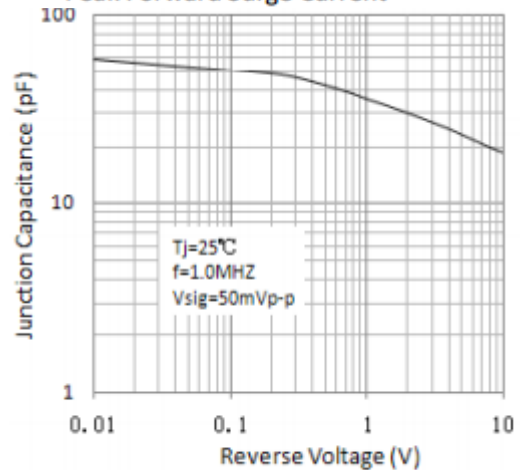


Figure 4. Typical Junction Capacitance

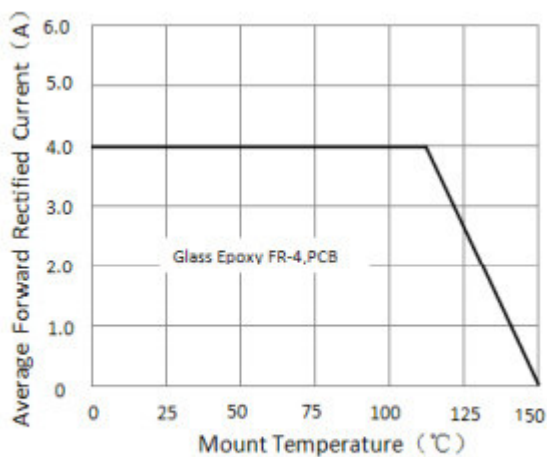
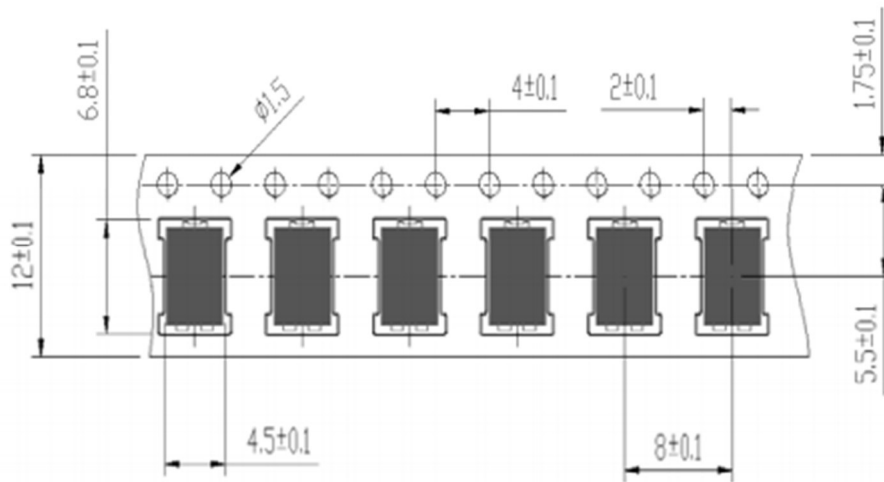


Figure 5. Forward Current Derating Curve

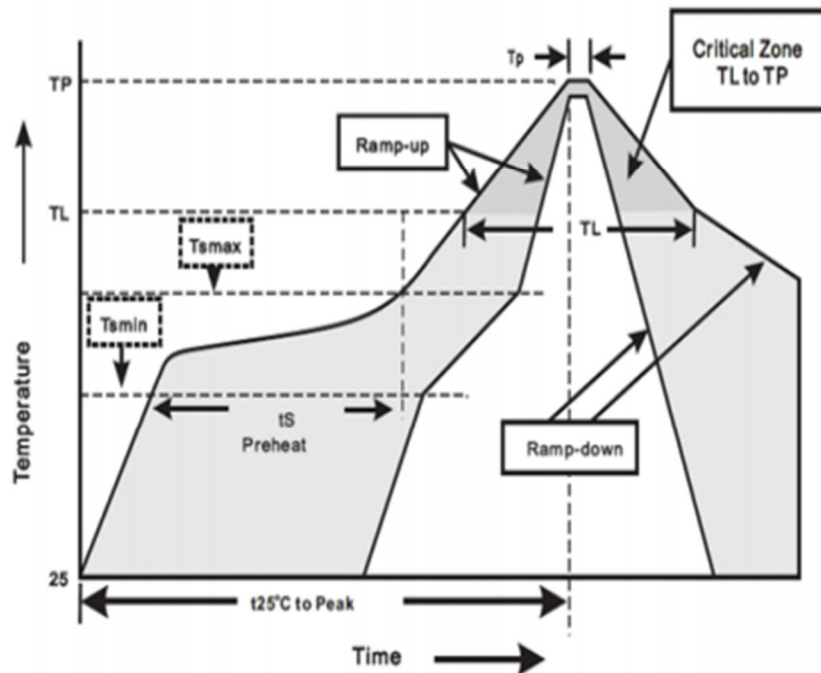
TO-277

SPECIFICATION

Tape And Reel Package



FrelTec

Soldering Parameters**Stock period**

The performance of these products, including the solderability, is guaranteed for 12 month, provided that they remain packed as they were when delivered and stored at a temperature of 20-30°C and a relative humidity 20-60%RH

Published by FrelTec® GmbH
Mathildenstr, 10A; 82319 Starnberg; Germany
© 2021 FrelTec® GmbH, All Rights Reserved,

The following applies to all products named in this publication:

1. The information describes the type of component and shall not be considered as assured characteristics,
2. Terms of delivery and rights to change design reserved,
3. Some parts of this publication contain statements about the suitability of our products for certain areas of application, These statements are based on our knowledge of typical requirements that are often placed on our products in the areas of application concerned, Nevertheless, we explicitly point out that such statements cannot be regarded as binding statements about the suitability of our products for a particular customer application, As a rule, FrelTec® is either unfamiliar with individual customer applications or less familiar with them than the customers themselves, For these reasons, it is always ultimately incumbent on the customer to check and decide whether a FrelTec® product with the properties described in the product specification is suitable for use in a particular customer application,
4. We also point out that in individual cases, a malfunction of electronic components or failure before the end of their usual service life cannot be completely ruled out in the current state of the art, even if they are operated as specified, In customer applications requiring a very high level of operational safety and especially in customer applications in which the malfunction or failure of an electronic component could endanger human life or health (e.g. in accident prevention or life-saving systems), it must therefore be ensured by means of suitable design of the customer application or other action taken by the customer (e.g. installation of protective circuitry or redundancy) that no injury or damage is sustained by third parties in the event of malfunction or failure of an electronic component,
5. The warnings, cautions and product-specific notes must be observed,
6. In order to satisfy certain technical requirements, some of the products described in this publication may contain substances subject to restrictions in certain jurisdictions (e.g. because they are classed as "hazardous"), Useful information on this will be found in our Material Data Sheets, Should you have any more detailed questions, please contact our sales offices,
7. We constantly strive to improve our products, Consequently, the products described in this publication may change from time to time, The same is true for the corresponding product specifications, Please check therefore to what extent product descriptions and specifications contained in this publication are still applicable before or when you place an order, We also reserve the right to discontinue production and delivery of products, Consequently, we cannot guarantee that all products named in this publication will always be available,
8. Unless otherwise agreed in individual contracts, all orders are subject to the current version of the "General conditions for the supply of products and services of the electrical and electronics industry" published by the German Electrical and Electronics Industry Association (ZVEI), available at www.freltec.com,
9. As far as patents or other rights of third parties are concerned, liability is only assumed for components per se, not for applications, processes and circuits implemented within components or assemblies,
10. The trade name FrelTec® is a trademark registered or pending in Europe and in other countries,