

FrelTec

Mathildenstr. 10A
82319 Starnberg
Germany

FrelTec

ESD
SOD882

SOD882

SPECIFICATION

631	ESD8LL5V0x	SD82	E10
Type	Type	Package	Packing
631: ESD	ESD8LL5V0	SOD882	E10: Embossed tape and reel for 10k pc (7'Reel)

All products according to RoHS (2015/863/EU)

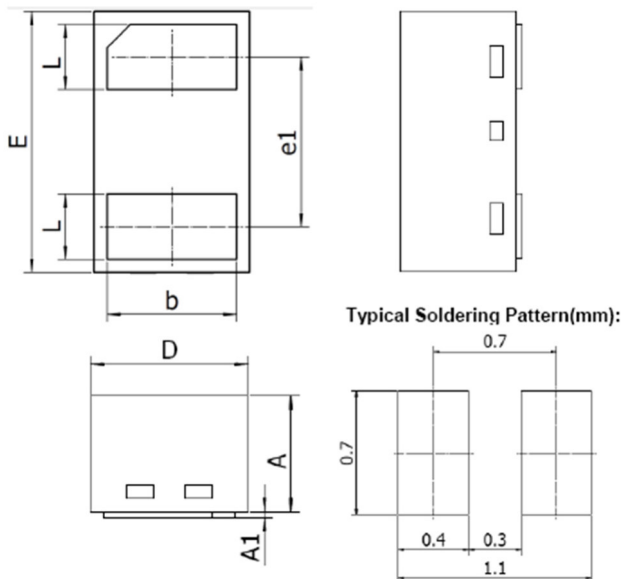
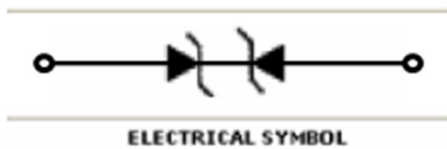


PACKAGE OUTLINE

Green Product



SOD882 Package



DIM	MILLIMETERS		INCHES	
	MIN	MAX	MIN	MAX
A	0.46	0.50	0.018	0.020
A1	---	0.03	---	0.001
b	0.45	0.55	0.018	0.022
D	0.55	0.65	0.022	0.026
E	0.95	1.05	0.037	0.041
e1	Typ. 0.65		Typ. 0.026	
L	0.20	0.30	0.008	0.012

SOD882

Absolute Maximum Ratings $T_A = 25^\circ\text{C}$ unless otherwise noted

Symbol	Parameter	Value	Units
P_D	Total Power Dissipation on FR-5 Board	150	mW
T_L	Max Lead Solder Temperature range (10 Second Duration)	260	°C
T_{STG}	Storage Temperature Range	-55 to +150	°C
T_J	Junction Temperature	+150	°C
ESD	IEC61000-4-2 Air discharge Contact discharge	±15 ±8	KV
EFT	IEC61000-4-4	40	A
ESD	Per Human Body Model	16	KV

These ratings are limiting values above which the serviceability of the diode may be impaired.

Electrical Characteristics $T_A = 25^\circ\text{C}$ unless otherwise noted

Device Type	V _{RWM} (Volts)	I _R @ V _{RWM} (µA)	V _{BR} @ I _T (Note 1) (Volts)		I _T (mA)	V _C @ Max I _{PP} *=1A (Volts)	V _C @ Max I _{PP} *	I _{PP} * (A)	C @ V _R = 0V, f = 1MHz (pF)
	Max	Max	Min	Max		Max	Max	Max	Typ,
ESD8LL5V0	5,0	1	5,4	--	1,0	8	20	4	0,65

*+Surge current waveform per Figure1.

Note 1: V_{BR} is measured with a pulse test current I_T at an ambient temperature of 25°C

SURGE CURRENT WAVEFORM:

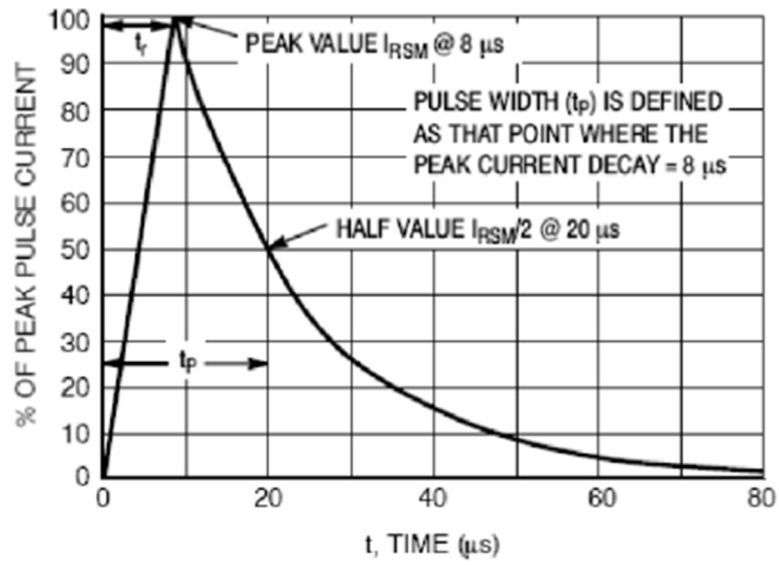
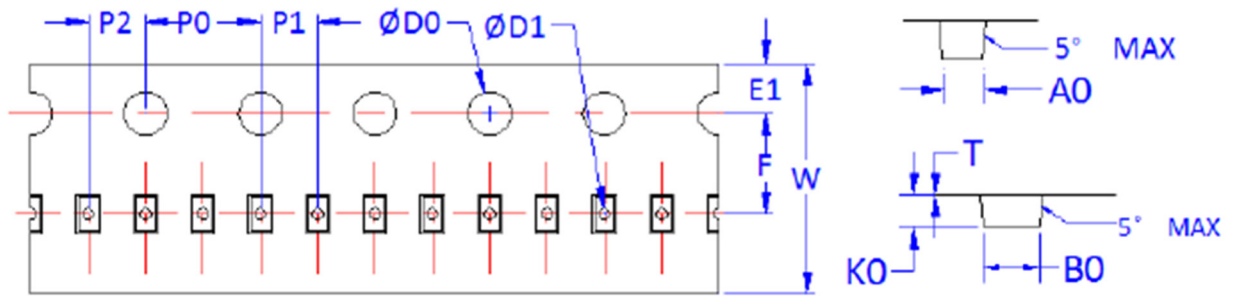


Figure 1. 8 x 20 µs Pulse Waveform



SOD882
SPECIFICATION

Tape And Reel Package



Unit: mm

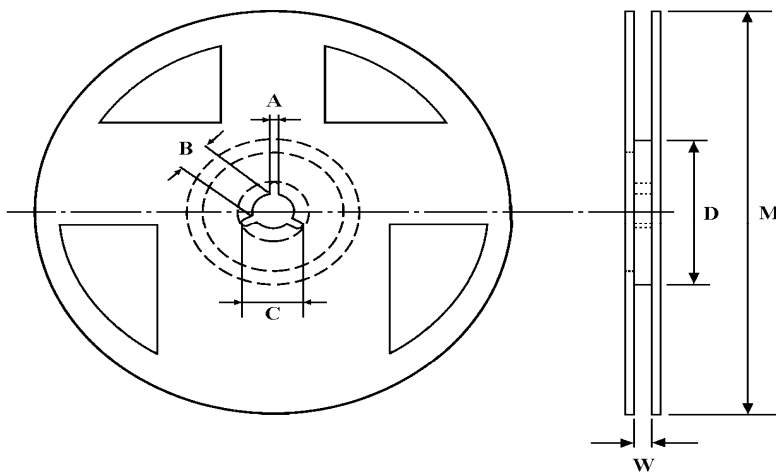
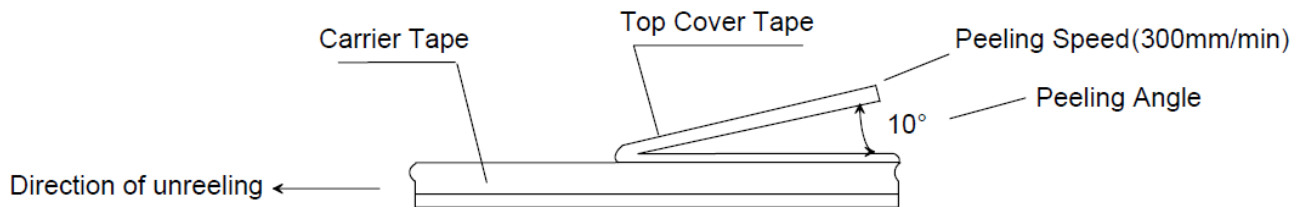
PKG Type	Tape Size	Dim.	W	P1	E1	F	D0	D1	P0	10P0	P2	A0	B0	K0	t
SOD882	8mm	Min.	7.9	1.95	1.65	3.45	1.5	0.35	3.9	39.8	1.95	0.64	1.14	0.61	0.23
		Max.	8.3	2.05	1.85	3.55	1.6	0.45	4.1	40.2	2.05	0.74	1.24	0.71	0.27

FrelTec

SOD882

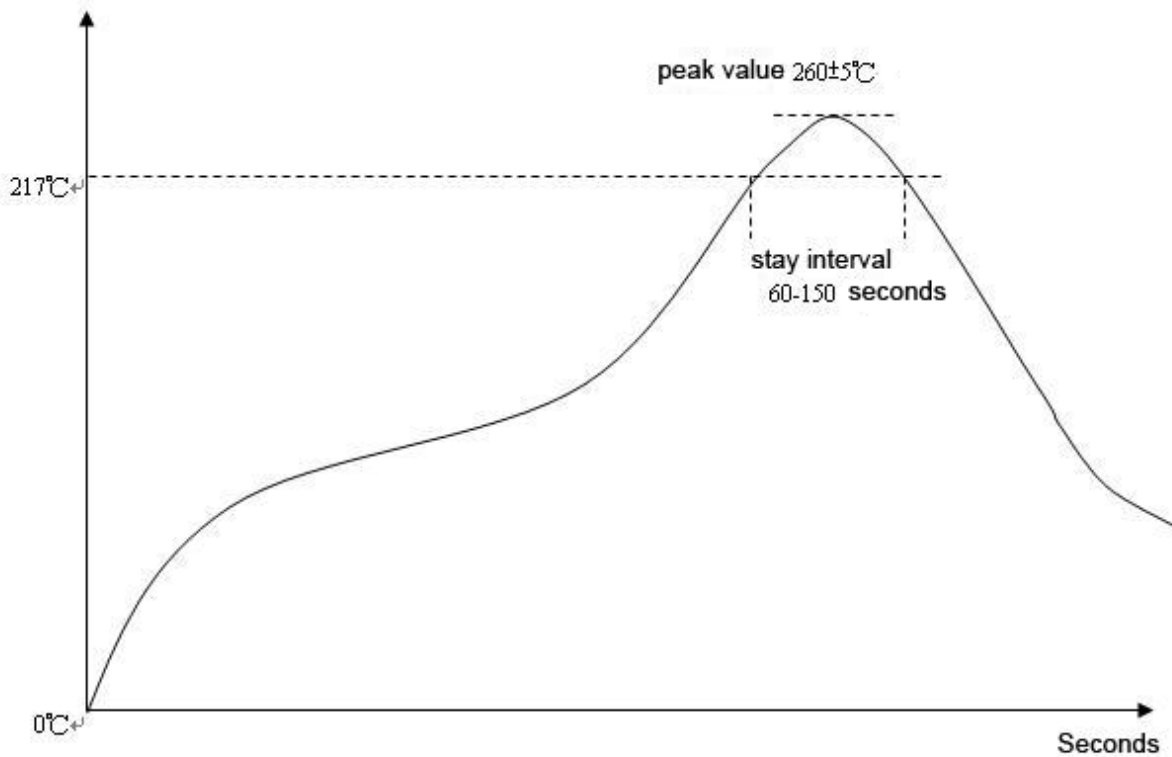
Cover Tape Peel off Strength

Specifications: peel force of top cover tape shall be between 8 to 40g
The peel speed shall be about 300mm/min±5%



Type	Packaging	M	A	B	C	D	W	T
	Embossed	178,0±1,0	2±0,5	13,5±0,7	21±0,5	60,0±1,0	13,5±1,0	15,5±1,0

Lead Free Reflow Soldering Profile



Stock period

The performance of these products, including the solderability, is guaranteed for 12 month, provided that they remain packed as they were when delivered and stored at a temperature of $25^{\circ}\text{C} \pm 3^{\circ}\text{C}$ and a relative humidity less than 80%RH

Published by FrelTec® GmbH
Mathildenstr. 10A; 82319 Starnberg; Germany
© 2021 FrelTec® GmbH. All Rights Reserved.

The following applies to all products named in this publication:

1. The information describes the type of component and shall not be considered as assured characteristics.
2. Terms of delivery and rights to change design reserved.
3. Some parts of this publication contain statements about the suitability of our products for certain areas of application. These statements are based on our knowledge of typical requirements that are often placed on our products in the areas of application concerned. Nevertheless, we explicitly point out that such statements cannot be regarded as binding statements about the suitability of our products for a particular customer application. As a rule, FrelTec® is either unfamiliar with individual customer applications or less familiar with them than the customers themselves. For these reasons, it is always ultimately incumbent on the customer to check and decide whether a FrelTec® product with the properties described in the product specification is suitable for use in a particular customer application.
4. We also point out that in individual cases, a malfunction of electronic components or failure before the end of their usual service life cannot be completely ruled out in the current state of the art, even if they are operated as specified. In customer applications requiring a very high level of operational safety and especially in customer applications in which the malfunction or failure of an electronic component could endanger human life or health (e.g. in accident prevention or life-saving systems), it must therefore be ensured by means of suitable design of the customer application or other action taken by the customer (e.g. installation of protective circuitry or redundancy) that no injury or damage is sustained by third parties in the event of malfunction or failure of an electronic component.
5. The warnings, cautions and product-specific notes must be observed.
6. In order to satisfy certain technical requirements, some of the products described in this publication may contain substances subject to restrictions in certain jurisdictions (e.g. because they are classed as "hazardous"). Useful information on this will be found in our Material Data Sheets. Should you have any more detailed questions, please contact our sales offices.
7. We constantly strive to improve our products. Consequently, the products described in this publication may change from time to time. The same is true for the corresponding product specifications. Please check therefore to what extent product descriptions and specifications contained in this publication are still applicable before or when you place an order. We also reserve the right to discontinue production and delivery of products. Consequently, we cannot guarantee that all products named in this publication will always be available.
8. Unless otherwise agreed in individual contracts, all orders are subject to the current version of the "General conditions for the supply of products and services of the electrical and electronics industry" published by the German Electrical and Electronics Industry Association (ZVEI), available at www.freltec.com.
9. As far as patents or other rights of third parties are concerned, liability is only assumed for components per se, not for applications, processes and circuits implemented within components or assemblies.
10. The trade name FrelTec® is a trademark registered or pending in Europe and in other countries.